



Residential comfort unit

Residential comfort unit
HEE motor
Silent operation



DIVIO

Heating capacity: 200 W to 4 kW
Cooling capacity: 100 W to 3 kW

OPERATION

DIVIO is CIAT's residential comfort unit. This vertical cased unit, designed for heating and cooling, is available in **2 models**.

With its clean modern design, excellent sound levels and optimised performance CIAT is proposing the ideal solution for **new builds or existing properties**.

DIVIO represents a highly advantageous alternative to hydraulic underfloor heating, particularly for houses complying with "BBC" or "RT 2012" energy consumption regulations, as the unit is highly responsive, with very low inertia.

With **5 operating modes** available (Automatic, Standby, Silent, Night and Max), DIVIO offers a multitude of comfort options.

CONFORMITY

- BT 2006/95/EC
- NF C15-100

- EMC 2004/108/EC
- WEEE 2012/19/EU

COMPONENTS

■ RAL9010 casing

- Painted galvanised sheet steel panels
- Intake and discharge grill and panels made from aluminium
- Compressed wire insulating structural back panel
- Optimised depth of 129 mm

■ HEE continuous current motor

- Fitted on anti-vibration mounts
- Continuous control of the rotation speed

■ Crossflow fan

- Fitted on anti-vibration mounts
- Fins offset for even quieter operation
- Static and dynamic balanced rotor
- Polypropylene honeycomb filter can be cleaned by washing or suction (G1 efficiency)

■ Heat exchange coil

- Copper tubes and aluminium fins
- Eurokonus 3/4" threaded couplings + adapters
- Left-mounted hydraulic outlets
- Manual bleed valve
- Water temperature sensor
- Condensate drain pan

■ Control

- Integrated air control via electronic thermostat

■ Option

- Feet to conceal piping



QUICK SELECTION

DIVIO		700	900
Heating capacity at 35°C (1)	W	360	700
Water flow rate	l/h	61	117
Pressure drop	kPa	1,9	0,5
Heating capacity at 45°C (2)	W	690	1380
Water flow rate	l/h	119	241
Pressure drop	kPa	4,8	4,6
Heating capacity at 50°C (3)	W	1120	2440
Water flow rate	l/h	150	310
Pressure drop	kPa	6,3	7,1
Heating capacity at 70°C (4)	W	1900	4000
Water flow rate	l/h	170	350
Pressure drop	kPa	6,7	7,6
Total cooling capacity (5)	W	870	1820
Sensible cooling capacity	W	620	1290
Water flow rate	l/h	150	310
Pressure drop	kPa	7,6	8,9

(1) Coil water inlet temperature 35/30°C, ambient air temperature 20°C

(2) Coil water inlet temperature 45/40°C, ambient air temperature 20°C

(3) Coil water inlet temperature 50°C, ambient air temperature 20°C

(4) Coil water inlet temperature 70/60°C, ambient air temperature 20°C

(5) Coil water inlet temperature 7/12°C, ambient air temperature 27°C DB and 19 °C WB

TECHNICAL CHARACTERISTICS

DIVIO		700	900
Coil water capacity	L	0,47	0,8
Condensate diameter	mm	16	
Diameter of hydraulic I/O with/without connections supplied		Eurokonus 3/4 - 3/4"G flat	
Maximum service pressure	bar	10	
Min./max. ambient air temperature		5°C/32°C 60% RH	
Min./max. water inlet temperature		4°C/80°C	
Min./max. humidity level for operation		15% / 85%	
Min./max. air flow	m ³ /h	55 / 150	155 / 300
ELECTRICAL CHARACTERISTICS			
Min. electric cable section	mm ²	1,5	
Electrical supply		230V - 1ph - 50Hz +/- 10%	
Max. input current	A	0,1	
Power input min/med/max	W	2/4/9	2/11/19
SOUND LEVELS			
Sound output with min/med/max air flow (1)	dB(A)	36/45/52	39/46/53
Sound pressure with min/med/max air flow (2)	dB(A)	25/34/41	28/35/43

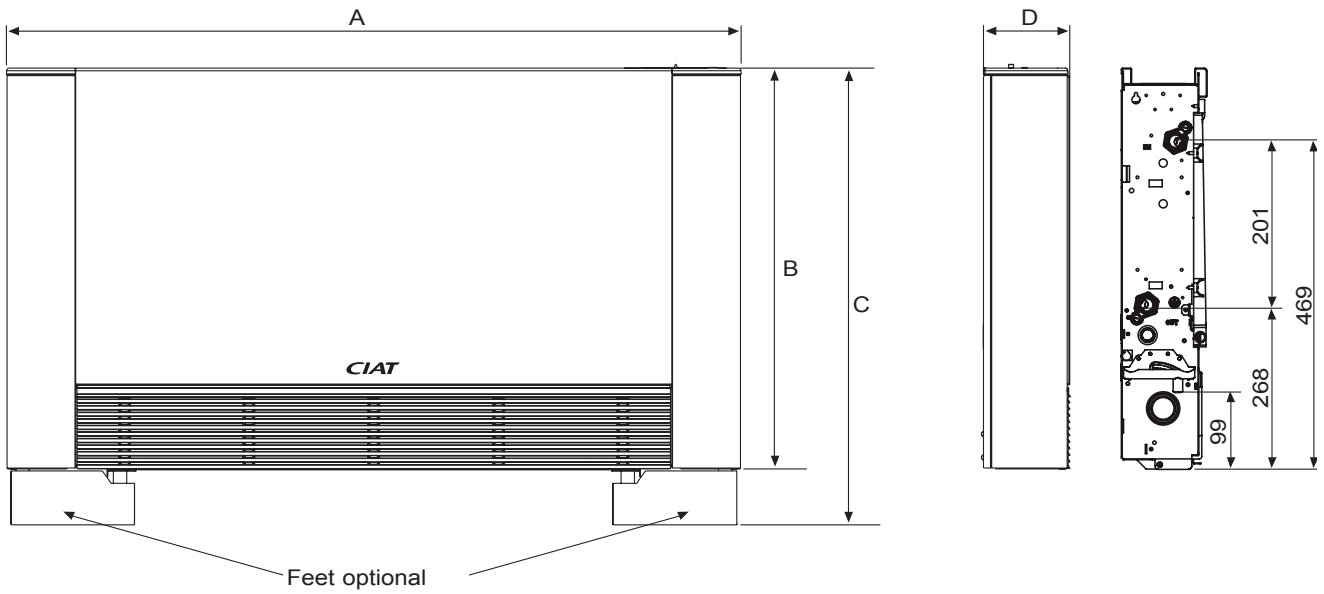
(1) Sound output measured in accordance with standard ISO 3741

(2) Sound pressure measured in accordance with standard ISO 7779

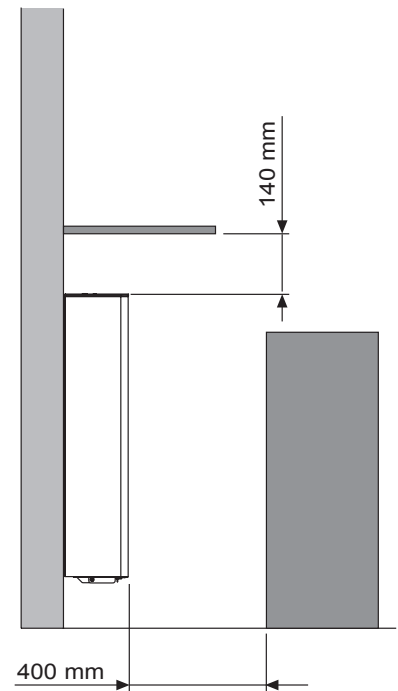
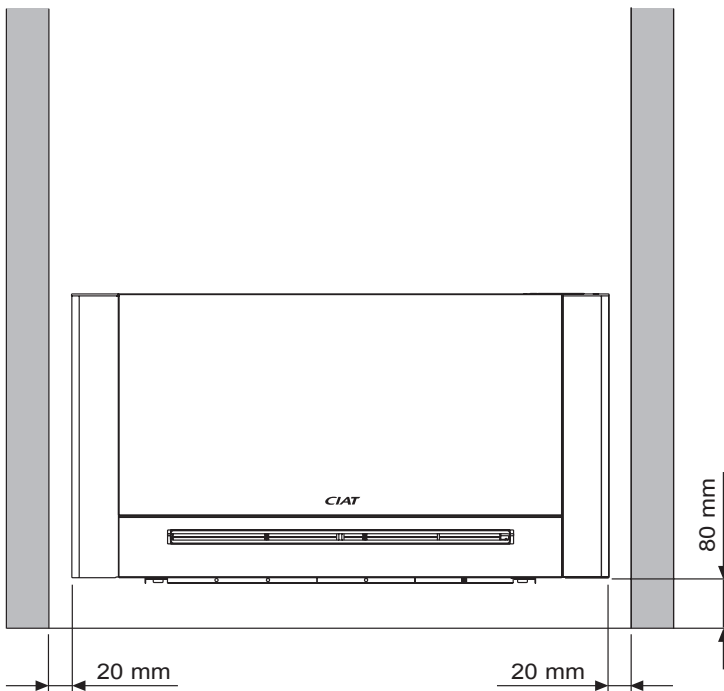


Residential comfort unit

DIMENSIONS AND FREE SPACE (IN MM)



DIVIO		700	900
A	mm	697	897
B	mm	579	
C	mm	659	
D	mm	129	
Weight	kg	13	15



DIVIO



DIVIO SPECIAL TECHNICAL SPECIFICATIONS

DIVIO, a water-cooled comfort unit designed for vertical installation providing heating and cooling with front air recovery and crossflow fan.

Comfort units will conform to the standards and regulations in force. They will be manufactured according to the quality assurance standard ISO 9001. All comfort units will bear the CE mark.

The RAL 9010 painted metal **casing** will be of a modern and refined design to blend in with all types of interior. Its robust packaged design must enable it to be dismantled easily and quickly. Its depth will be limited to 129 mm to conserve living space. The supporting structure will be made of galvanised steel with a heat- and sound-insulating coating; the attractively designed panels will be made from aluminium, and the front panel from galvanised steel.

The front intake and discharge **grills** will be made from aluminium.

The **air filter** will be a G1 efficiency, polypropylene honeycomb intake filter according to standard EN779. It must be easy to access, remove and clean.

The **water coil** will be made of copper tubes and the fins made from aluminium with left-mounted outlets. The hydraulic connections will be fitted with Eurokonus 3/4" threaded couplings in line with new EU standardisation requirements. Flat males 3/4 gas couplings will be supplied with the equipment. The coils will be fitted with a temperature sensor and air bleed valve. The maximum operating pressure will be 10 bar.

The main **condensate pan** will be made from metal and equipped with a drain.

The **fan motor assembly** will be equipped with a single phase HEE motor with feedback for continuous control of the rotation speed fitted on EPDM resilient mounts and a crossflow fan with offset fins fitted on EPDM anti-vibration mounts; all this is designed to guarantee the unit delivers excellent acoustic and air performance.

The **control** will be factory-fitted to the units to ensure correct operation. The control unit will be flush-mounted to the top of the casing. The thermostat will be integrated within the unit. The electronic control will be an autonomous air control. Coloured LEDs will be used to display the 5 operating modes and temperatures.

This document is non-contractual. As part of its policy of continual product improvement, CIAT reserves the right to make any technical modification it feels appropriate without prior notification.

Head office

Avenue Jean Falconnier - B.P. 14
01350 - Culoz - France
Tel.: +33 (0)4 79 42 42 42
Fax: +33 (0)4 79 42 42 10
info@ciat.fr - www.ciat.com



CIAT Service

Tel. : 08 11 65 98 98 (0,15 € / mn)
Fax : 08 26 10 13 63 (0,15 € / mn)

ISO9001 • ISO14001
OHSAS 18001

